

# Commercial & Residential Hardwood Flooring

## Designed For Over Concrete

### **QUALITY & PRECISION:**

- 150 year old Austrian based producer of hardwood flooring designed for over concrete installation in both engineered and solid wood format.
- Most modern milling equipment in the world.
- Featuring our own exclusive “**DiaTech**” (diamond precision) cutting tool technology and state of the art “Duraflex Renewable” **ProStrong** Lacquered and **ProActive** Pre-Oiled commercial surface finishes.

### **EXCEPTIONAL VALUE:**

- Variety of unique species (Pear, Acacia, Afzelia etc) and treatments (Fumed Oak, Steamed Cherry, Steamed Beech etc).
- Left and right end matching allows for Herringbone laying patterns.
- Coming Soon: 4 Stain Colored Species

### **DESIGN:**




- As a world leader in Innovation & Automation, Weitzer Parkett is able to offer superior quality products at highly competitive price points.
- Recognized as Europe’s largest hardwood kiln drier, Weitzer Parkett has complete control over raw material availability and an overall cost.
- Coming Soon: Beveled Edge on the 3Layer Pre-Engineered Long Board

Weitzer Parkett includes various Product Categories, with **5** different size groupings beginning with:

- 1/3 of a meter long board (WP STRIP),
- 1/2 of a meter long board (WIP450, WIP550 and WPClassic),
- 1 meter long boards (WIP4100, WIPtrend and WPMaxima),
- 1 1/2 -2 meter long boards (WPNatura), and last but not least
- 2.2 meters long boards (WPCharisma and WPViva)

A choice of **20** different wood species, **3** innovative commercial surface finishes (ProStrong, ProActive, or ProWax), and 5 product grades, all summing up to a total of **747** POSSIBILITIES and **262** ON STOCK ITEMS.

# Compatible 2-Ply Engineered Flooring

 Herringbone Engineered Flooring	 Herringbone Engineered Flooring	 Engineered Flooring	Engineered Flooring
<p><b>Construction:</b></p> <p>2 Ply Engineered Herringbone Flooring                      Wear Layer: solid hardwood                      3.6 mm (1/8") thick                      Bottom Layer: Softwood (Spruce)                      Total thickness: 11mm (7/16")</p> <p><b>Installation Methods:</b></p> <p>Adhesion to Subfloor</p> <p><b>Surface Finish:</b></p> <p>ProStrong, ProActive, and ProFine</p> <p><b>Species/Grades:</b></p> <p>Oak (1,2,3,4), Beech steamed (1,2,3,4), Mountain Maple (2,4), Ash (2,4), Canadian Maple (1,3,4), Afzelia (5), Kambala (5), Merbau (5)</p> <p><b>Board Dimensions:</b></p> <p>500 x 65 x 11 mm (19 3/4" x 2 9/16" x 7/16")</p> <p><b>Shipping Information:</b></p> <p>Weight/Box: 18.0 kg (40 lbs)                      Content of box: 2.34m<sup>2</sup> (25.2 sq.ft)                      Pallet Dim: 1200x800x1200mm (47" x 31" x 47")                      Pallet content: 30 boxes                      70.20 m<sup>2</sup> (757.5 sq.ft)</p>	<p><b>Construction:</b></p> <p>2 Ply (Multi Layered) Engineered Herringbone Flooring                      Wear Layer: solid hardwood                      5.5 mm (7/32") thick                      Bottom Layer: Hardwood (Birch)                      Total thickness: 11mm (7/16")</p> <p><b>Installation Methods:</b></p> <p>Adhesion to Subfloor</p> <p><b>Surface Finish:</b></p> <p>ProStrong, ProActive, and ProFine</p> <p><b>Species/Grades:</b></p> <p>Oak (1,3,4), Beech steamed (1,3,4), Mountain Maple (2,4), Birch (5), Nut steamed (5), Pear steamed (5), Cherry steamed (5), Canadian Maple (1,3,4), Acacia (5), Oak Fumed (5)</p> <p><b>Board Dimensions:</b></p> <p>500 x 65 x 11 mm (19 3/4" x 2 9/16" x 7/16")</p> <p><b>Shipping Information:</b></p> <p>Weight/Box: 18.5 kg (40 lbs)                      Content of box: 2.34m<sup>2</sup> (25.2 sq.ft)                      Pallet Dim: 1200x800x1200mm (47" x 31" x 47")                      Pallet content: 30 boxes                      70.20 m<sup>2</sup> (757.5 sq.ft)</p>	<p><b>Construction:</b></p> <p>2 Ply Engineered Flooring                      Wear Layer: solid hardwood                      3.6 mm (1/8") thick                      Bottom Layer: Softwood (Spruce)                      Total thickness: 11mm (7/16")</p> <p><b>Installation Methods:</b></p> <p>Adhesion to Subfloor</p> <p><b>Surface Finish:</b></p> <p>ProStrong and ProActive</p> <p><b>Species/Grades:</b></p> <p>Oak (2,4), Beech steamed (2,4), Mountain Maple (2,4), Nut steamed (5), Pear steamed (5), Cherry steamed (5), Oak Fumed (5)</p> <p><b>Board Dimensions:</b></p> <p>1000 x 125 x 11 mm (39.3" x 5" x 7/16")</p> <p><b>Shipping Information:</b></p> <p>Weight/Box: 9.5 kg (20 lbs)                      Content of box: 1.50m<sup>2</sup> (16.2 sq.ft)                      Pallet Dim: 1000x1000x1170mm (47" x 39.3" x 46")                      Pallet content: 56 boxes                      84.0 m<sup>2</sup> (906.4 sq.ft)</p>	<p><b>Construction:</b></p> <p>2 Ply Engineered Flooring                      Wear Layer: solid hardwood                      3.6 mm (1/8") thick                      Bottom Layer: Softwood (Spruce)                      Total thickness: 11mm (7/16")</p> <p><b>Installation Methods:</b></p> <p>Adhesion to Subfloor</p> <p><b>Surface Finish:</b></p> <p>ProStrong, and ProActive</p> <p><b>Species/Grades:</b></p> <p>Oak (3,4), Beech steamed (3,4), Beach light (5), Mountain Maple (2,4), Ash (5), Birch (5), Nut steamed (5), Pear steamed (5), Cherry steamed (5)</p> <p><b>Board Dimensions:</b></p> <p>1170 x 117 x 11 mm (46" x 4.6" x 7/16")</p> <p><b>Shipping Information:</b></p> <p>Weight/Box: 9.5 kg (20 lbs)                      Content of box: 1.64m<sup>2</sup> (17.7 sq.ft)                      Pallet Dim: 1200x1200x1170mm (47" x 47" x 46")                      Pallet content: 63 boxes                      103.3 m<sup>2</sup> (1115.1 sq.ft)</p>